



hayman.dev

- /consult
- /plan
- /build
- /test
- /deploy
- /support

# AssetTracker Pro Framework

## Flexible, Scalable & Bespoke



hello@hayman.dev  
www.hayman.dev

Our framework offers a cloud, on-prem or hybrid platform to share your asset data across multiple devices and locations, with zero-sync ability to keep everyone up to date.



**Not everybody's asset or tracking requirements are the same. Our framework offers the benefits of starting with standard modules and blending them to suit your needs.**

1

### Consultation

Work with us to determine the right ATP modules & templates for you: stock management, asset tracking, CRM, on-line learning and many more!

2

### Customisation

We analyse your process, taking note of the day-to-day activities you perform and customise our modules to suit your needs.

3

### Build

With your personalised requirements mapped out, we build your integration!

4

### Test

Deployment testing in-the-field is the most important step before your final release. It helps to fine-tune your final installation.

5

### Deploy

With employee training complete, your final release is deployed into your company or organisation and the data capture begins!

6

### Support

Our professional relationship does not end with the deployment of our software & service. Our expert support team are on hand to help resolve any issues and plan future software updates. We pride ourselves on our aftersales support driven by the strength and confidence of our software.



## Delivery Platforms

- Android
- iOS
- Web
- WebApp / PWA
- Windows
- macOS

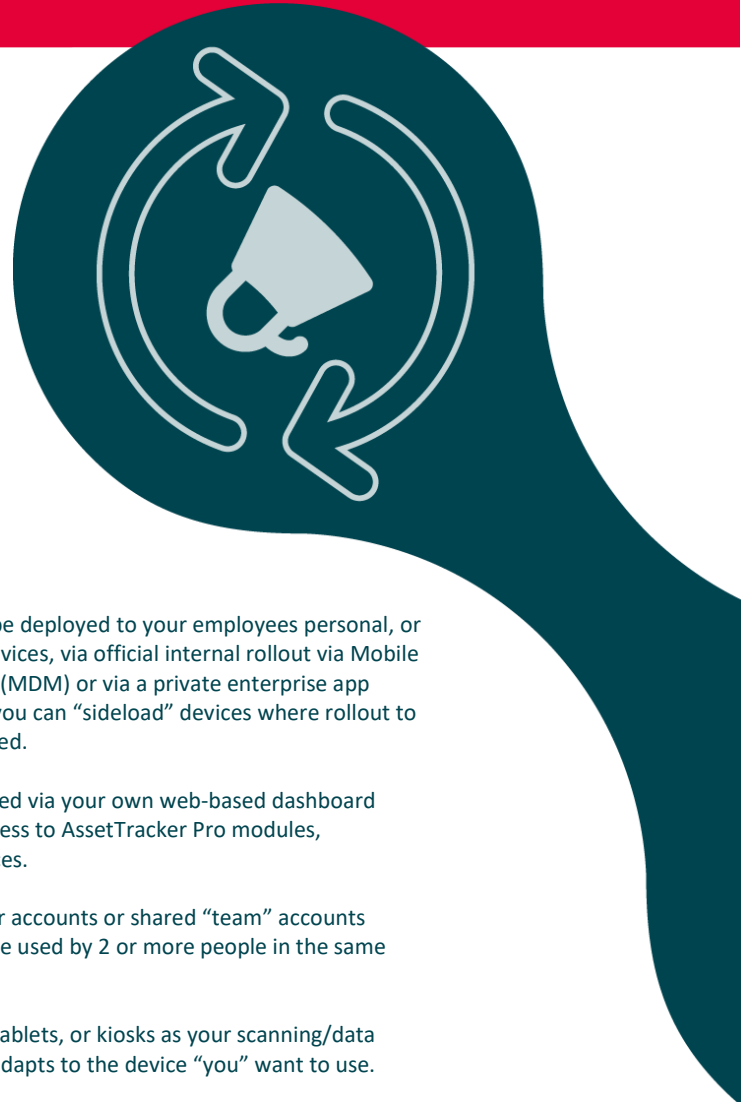
hayman.dev

30 years  
of Industry  
Knowledge

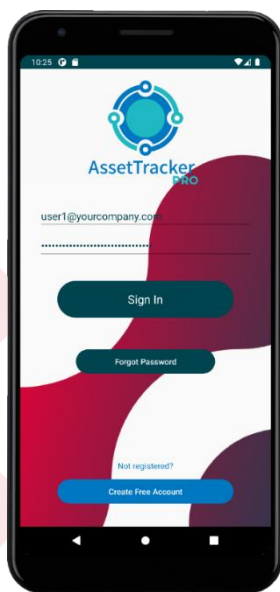
Modernisation  
of Existing  
Projects



**Capturing data without the need to tether your users to their desks allows for optimal data capture, carrying the power of asset management at their fingertips, whenever and wherever they are, at any time of the day.**



## Six easy ways ATP helps...



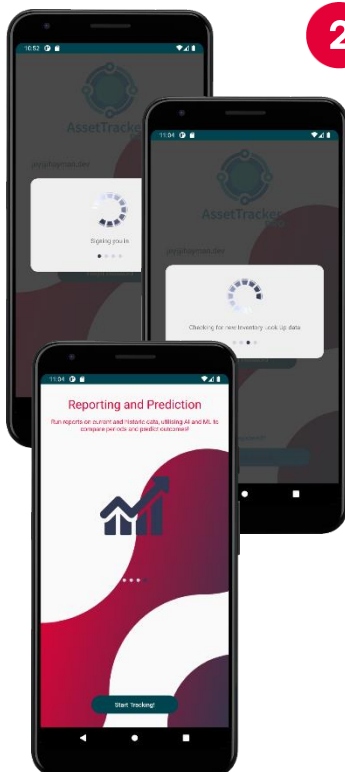
### 1 User Signs In

Our mobile app can be deployed to your employees personal, or company supplied devices, via official internal rollout via Mobile Device Management (MDM) or via a private enterprise app store. Alternatively, you can “sideload” devices where rollout to users is small or limited.

App users are managed via your own web-based dashboard allowing granular access to AssetTracker Pro modules, templates, and services.

Create individual user accounts or shared “team” accounts where a device maybe used by 2 or more people in the same area or department.

Use mobile phones, tablets, or kiosks as your scanning/data capture points, ATP adapts to the device “you” want to use.



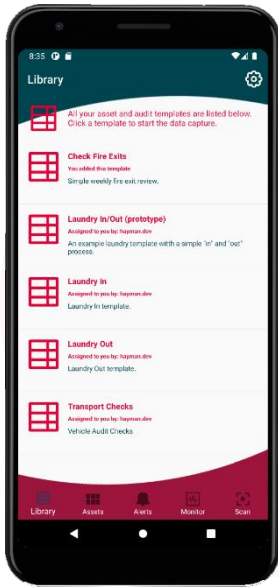
### 2 ATP Synchronises Your Companies Settings

Security and protection of your data is paramount; ATP securely validates your device, location and user credentials against our licensing and permissions server before giving any access to your data.

Once signed-in, your personalised company data polices are downloaded to the device, inherently linked to the modules, templates and services assigned to the user account.

Zero-sync allows ATP to update the devices settings data at any time, whether you’ve just assigned new templates to a user group, or you’ve revoked access rights to others, your users will always have up to date configuration when connected to the internet or an on-prem ATP Server.

But more importantly, the data your users capture is safely stored encrypted on the device and synced to your ATP Server (in the Cloud or On-Prem) whenever a template or action is completed, and a connection is available.



### 3 Choose Your Data Template

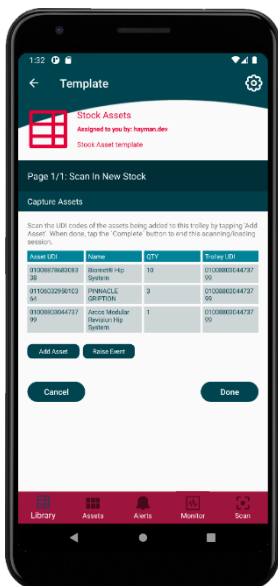
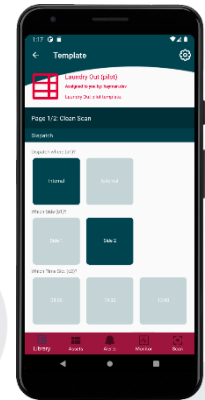
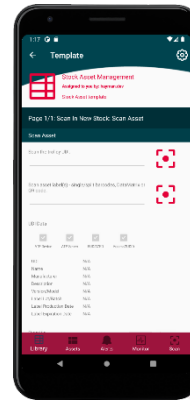
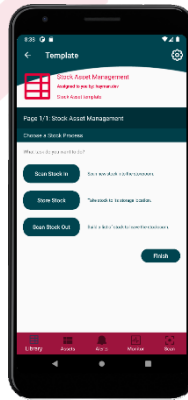
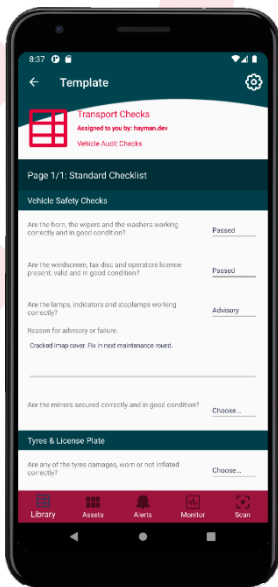
At the heart of our ATP Framework is our innovative data processing engine matched with our pioneering template builder which allows us to create a digital representation of your existing standard operating practices, be they paper-based or otherwise, and convert it into easy-to-follow steps to record your data in real-time.

Once your users have signed-in, they see only the templates you want them to see, allowing you the control over what data is captured within their area by whomever is responsible for it.

Templates are version controlled, allowing you to tweak or completely replace a template process at any time. You can even release “preview” versions of a work-in-progress template to a select range of users or user groups before deploying it to all users, allowing you that extra piece of mind that you’ve tested it before publishing.

Published templates are automatically delivered to users via our zero-sync system. If a user is already part-way through an older template, they won’t get updated until they have completed the existing template process.

All data captured is securely stored and encrypted on the user’s device until automatically synced to the ATP Server, hosted either in the cloud, on-prem or a hybrid of both, the choice is yours and we’ll help you choose the right option at consultancy, with options to change ATP Server platform in the future. We designed the ATP Framework to be as flexible as possible, not only in the manner of capturing data, but in how the platform is deployed within your organisation.



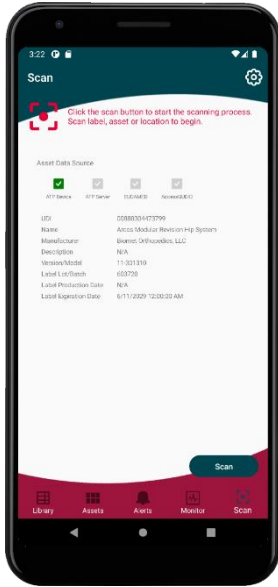
### 4 Pages, Sections & Steps: Build a Custom Template Process

So simple, yet so advanced.

Don’t bog down your users with needlessly overly complicated user interfaces and process. ATP is designed to be accessible to every type of user, a clean interface with clear direction on what they need to do to get their job done as efficiently as possible.

Templates are simplified by being broken down into Pages, Sections and Steps; a Page is a collection of one or more Sections, and each Section is further revised down into Steps, each step represents a piece of data and/or action performed as part of your data capture process.

A step scan can be an UDI compliant scan completed via the devices built in camera, an NFC/RFID scan, a storeroom, an autoclave, an external API call, a person’s digital signature, a quantity of assets, a GPS location, a picture, a drop-down menu with options, a decision tree, and much more. We can even create your own bespoke steps and add them to your Steps library to be re-used again in another of your templates.



## 5 Scan UDI Labels, Keep Your Assets MDR Compliant

Scanning an asset for the first time can optionally perform a look up for a matching UDI in your own inventory database or another supplied by an external regulator such as AccessGUDID and/or EUDAMED. This will ensure no non-compliant products enter your system unless authorised by exception. All the information is audited, and all actions recorded by ATP for current and historic reporting.

We recommend all assets are matched against a verified known source that you trust to capture all the data about the asset. Once verified, that data is then cached on the ATP Device and ATP Server, reducing the need to look up externally again in the future, and allowing the user to work off-line. Zero-sync allows our caches to be updated automatically.

We support GS1, HIBCC, ICCBRA and IFA standards which are automatically identified by scanning a barcode, QR code, Data Matrix, or other supported label type. We can even process split labels with LOT and Expiration dates on separate lines. NFC/RFID and BLE scans are supported in special circumstances for customers who need it.

With compliance becoming more common among EU countries via the MDR specification, and with world-wide compliance already becoming the norm, UDI labelling of assets is the healthcare standard for everyone. ATP is ready, are you?



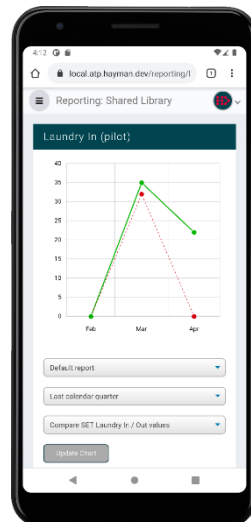
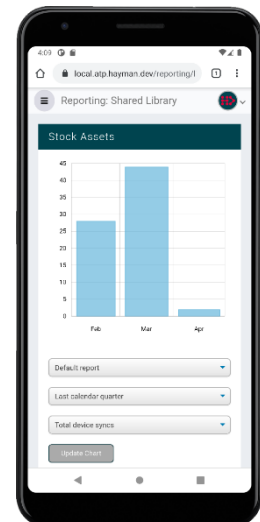
## 6 Reporting with Data & Actions

Reports come in many different flavours, and we offer a broad scope of options to help you understand the data being generated by ATP, singularly and for all your templates combined across multiple locations and disciplines.

All reports are web-based and accessed through a secure website. They can be categorised and limited to user groups, ensuring only the right people see the data they need to see at the time they need to see it.

The data captured and viewed is personalised to the organisation generating it, this we know from experience, so we offer a customisation service to get the reports just right for you – it's surprising what insights data can offer you when accurately configured.

Actions can be applied to template steps to create pivot points within reporting to allow you to create reports based on actions such as "added/removed from inventory", "sent to repair", "entered/left autoclave", "re-processed". When creating a report, you can build it using the terms defined such as "Show me all assets that entered the autoclave on this date that were then re-processed".



### Example reports

Due to the flexibility of the system and the configuration to suit your requirements, we can build almost any report to match your requirements.

- 1 Stock management reports (rotation, in-repair, re-called etc.)
- 2 KPI and other performance type reports.
- 3 FEFO / FIFO reports.
- 4 Product summary reports.
- 5 Asset volume and usage reports.
- 6 Percentage of waste over use reports.
- 7 Costs and Value Added reports.

**Have the freedom to create new data capture templates without costly software rewrites. Digitise your existing paper/Excel based tracking with our templating engine and integrate the data captured into your daily reporting.**

**ATP's universal data engine allows for rapid creation, iteration, and deployment of templates to capture data as and when you need them.**



### **What is an Asset and what's a Process Flow?**

To ATP, an asset can be anything, physical or virtual, that can be audited and tracked through a logical flow of steps. From the smallest screw in a storeroom all the way through to customer use, ATP can show you where your assets are and have been, every time of the day using a variety of platforms from mobile devices to web browsers.

A process flow is defined by the steps needed to move your assets between defined points, each step can be considered as an individual data point to capture the status of that asset and what path it follows based on decisions made manually by your users or automatically by ATP. We refer to these as your templates, and you can have many different versions of your templates, or individual templates as you need, which can be joined together to create a journey for your assets to flow through.

Scan points, decontamination status, location, date & time, who handled an asset, repair status, and much more, can be captured based on your requirements. We can create new steps and new ways to capture data as and when you need them, from reading data via a 3<sup>rd</sup> party device, to new a decision-making process, our flexible data engine can integrate with your needs and grow with you organically as you further delve into auditing and tracking of your assets.

### **Grouping assets is a simple but powerful super ability**

ATP has a feature called virtual grouping that allows assets to become part of a defined or ad-hoc group, allowing incredible flexibility to understand how assets behave as they travel through your process. Groups are multi-layered and we don't set limits on how you define a group or how deep it is, allowing groups within groups.

Let's take for example a storeroom. Each asset in the storeroom is an individual item, but the location within the storeroom can be a group, which in turn can be tagged by the name of the bay the assets are stored in. In simpler terminology, you can ask ATP: "Show me all assets in bay 1 that have arrived in the storeroom in the last 7 days." Take it a step further and group storerooms, now you can ask such questions as: "What's our total asset turn around in storeroom 1 compared to storeroom 2?", "What are our peak hours for processing stock in all stockrooms?", "What assets are used the most on a per stockroom basis?"

Taking endoscopes as another example, the process flow could define how the endoscope (treated as an asset by ATP) comes in dirty, is cleaned by an operator, is packed, and is finally stored in a drying cabinet until it's required to be used on a patient. The steps for cleaning, packing, and storing the endoscope is one process flow that ATP can capture, recording the dates, cleaning method, packing label and the cabinet the scope has been stored in. The cabinet for ATP can be a "group", with properties detailing how many scopes can be stored and how long assets should remain in the cabinet before they expire. Another template used by operators can define the process flow they use to take a scope from the cabinet. When they arrive at the cabinet, they scan the cabinets barcode and ATP tells them what scopes are available to be used, we can even use a First In First Out, or First Expiry First Out, policy on what scopes the operator should take first. Another process flow for re-working expired scopes can be assigned to same or a different operator to perform that task. At each stage of the process, the operator only sees the templates that have been assigned to them as part of their duties.

Let's look at grouping at an even higher level by imagining assets moving between remote locations. From the lowest level, ATP records an asset as a single item currently in transit, but by using grouping, we can report on that asset at multiple levels as it passes through the process flow: tray group (containing one or more assets), a trolley (containing one or more trays), and a vehicle (containing one or more trollies). ATP can treat the grouped vehicles, trollies and trays as a single auditable asset tracked through your process, while also retaining the ability to deconstruct each group back into their individual assets.



## Where's my assets...?

If a user wants to understand quantities of stock and the locations they reside, the system allows the user to select any product from the system.

- 1 Total stock quantity.
- 2 Location of stock high level or granular views.
- 3 Stock breach points based on FEFO or FIFO.
- 4 Current stock in use (and where).
- 5 Stock on order.
- 6 Stock retired / recalled.
- 7 Stock nearing expiry.

## Realtime location management

ATP monitors assets in real-time allowing the user to see where their inventoried items are at any time, they can follow the real-time location of assets and processes defined by you in your templates.

Standardising processes that originally may have been hidden to you, gives you the confidence your process is working as defined and remains compliant.

Adding additional technologies to assets and locations, it's possible to tag these items with additional hardware like RFID (Radio Frequency Identification Devices) and NFC (Near Field Communications) along with 2D barcodes, further enhancing your management.

## Interfacing inside & out

The core of our ATP Framework is interfacing.

Our own products interface with each other using private API's and our system in turn interfaces with other systems to provide complete virtual tracking experiences.

Using standardised interfaces like RESTful APIs, HL7 FHIR (a trusted healthcare interface), or OPC (Open Platform Communication), we are striving to ensure forward and backward compatibility with legacy, current and emerging systems, be they our own or a 3<sup>rd</sup> party's.

Using these standards allows our system to feed in and out information which grows with the service and allows for demand driven capacity at organisation level.



## Virtual mirroring physical.

Integrating with HL7, FHIR & API's technologies allows us to incorporate and interface with 99.9% of management, clinical and support systems.

- > Inpatient clinical systems.
- > Preference card implant system.
- > National joint registry.
- > Waste and disposal systems.
- > GPS tracking systems.
- > Our own products, such as the ATP Stock Asset application.
- > And many more...

## ...example data captured

- > Device Name
- > Serial Number and/or Lot Number
- > Device Model
- > Manufacture Name, Address & Website
- > Software Identification
- > Expiration Date
- > Manufacturing Date
- > Issuing Provider
- > Package Quantity
- > Product catalogue numbers
- > Additional label indicators

## Asset standards & compliance

ATP is compliant with the latest healthcare regulations to ensure all assets follow GTIN & UDI markings via EUDAMED & AccessGUDID to further ensure you're following MDR compliance.

For all other industries using barcodes, 2D, QR codes, RFID & BLE tags, we can integrate with a trusted source of your choice.

All data captured is carried with each asset or asset group, be it LOT or cycle counts, status flags and notifications, and many more, no matter where you are or your asset is, the data is always available to you across single and multiple locations.

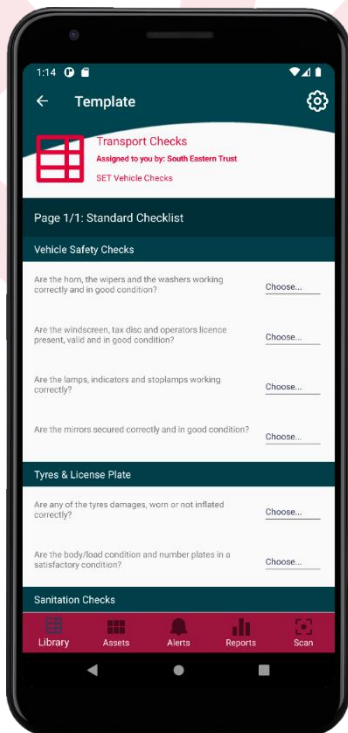
In today's modern workplace, employees are used to working with blended platforms from mobile phones & tablets to desktops & laptops.

ATP scales across major platforms your employees use, at a price designed to suit your budget.



# android

# Windows



## Google Android & Microsoft Windows: Working together as a team

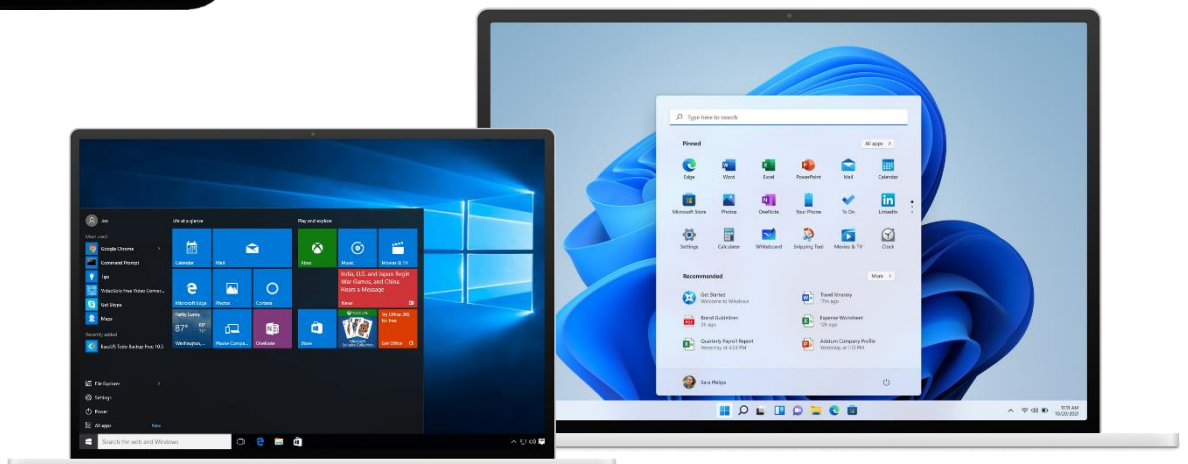
Our data capture clients work natively on Android and Windows 10/11 devices, offering first-class performance and security. Android offers budget friendly options for your employees giving them the ability carry ATP around in their pocket. Kiosk based Android tablets give the added bonus of shared capture stations at specific locations, while Windows offers compatibility with your existing software policies for fixed-point installations with the full power of Windows behind it. Adding Android to your existing Windows platform is the recommended way suggested by Microsoft for Windows 11 and beyond.

## iOS & macOS

iOS and macOS have their own ATP reporting app for managers to review settings, configuration, data, alerts, and notifications in real-time as they happen – allowing you to respond instantly to data and events raised by the Android and Windows clients. Data capture requests for iOS and macOS are rare for in-the-field use so we've created a special customisable service just for use for these device holders.


## Web Browsers

All modern web browsers, no matter the platform, can access the ATP management and reporting WebApp to control, manage and analyse the data captured by ATP in real-time.



The last decade has caused a sea change in how providers offer security and authentication to organisations, their users and the platforms they use.

ATP has been built from the ground up taking in all modern-day requirements for adhering to good security and development practices to protect you and your data.



## android

**A cost sensitive and secure way to carry ATP with you**

Android is a perfect match to use as a device “in-the-field” to capture data. Phone and tablet devices with starting prices from €140/€175 (£120/£150) each, making then a cost-effective solution for purchase, repair, and replacement. Many of our customers are already using Android and ATP fits in easily with their exiting device policies and security management.

- Code-signed APKs / App Bundles.
- Encrypted on-device database.
- SSL for all local and remote API/connections.
- 1-way hashed credentials.
- Less vulnerability to malware/ransomware.
- SSO/SAML/ADD integrations available. \*
- 2FA and MFA \* integration
- User audit and access reports.
- Granular role & claims assignment to user.
- Deploy App updates at your own pace. \*\*

\* Where available and under evaluation/consultation of your environment. €/EPOA.

\*\* Various options available via MDM, private app stores etc. €/EPOA.



**iPhone and iPad for management reporting**

With less demand for iOS in-the-field, we’ve created a dedicated App for management level to oversee data processed by ATP.

## Windows

**With a modern Windows distribution, Android becomes a 1<sup>st</sup> party companion**

Where an Android tablet kiosk is not a viable option, or you already have Windows installations in place, ATP runs on Windows 10 & 11 offering the same abilities and integration as the Android app but with the flexibility and power of Windows running on desktops, laptops, and tablets.

As Microsoft integrates Android into Windows 11 ever more with current and future releases, the barriers between mobile and static deployments are burring. ATP is at the forefront of this change, today.

**A small footprint with a big impact**

With a modern code base, there’s no legacy components to install, maintain or update with ATP. Our lightweight Windows App adheres to Microsoft’s own recommendations for deployment and installation for standard Windows user accounts with no requirements for elevated privileges.



**Scalable modern development patterns**

Our Windows App has been created using Microsoft’s WinUI 3 technology and shares the same code base as our Android and iOS Apps ensuring all code is maintained and updated in parallel with each other.

As with our Android and iOS apps, our Windows App is no different in the best-practices we apply for security and management of your data. SSL, encryption, and role-based authentication is applied at every level, from the initial planning of our software updates all the way through QA, UAT and release.



**ATP works at its best when it's in the cloud, but other options are available to suit as many different scenarios as possible.**

**Our product comes in three parts: Server, Watchtower & Client, distributed in a combination that suits your environment.**



### **Azure Cloud Deployment (IaaS / SaaS)**

The full benefit of ATP comes with an Azure Cloud install, either within our tenant or your own (including Azure Stack). Access from client devices to and from the ATP server is locked down and secured by default. Further security protocols are available via Azure.

Via this IaaS service, all server components are installed and maintained via the cloud leaving the ATP Client devices to work in off-line mode and sync their data to the server when a connection is available. Cloud components can be installed to an Azure Region near you to ensure all GDPR and Data Sovereignty are applied to your data.

All data back-ups, failover and load balanced services are managed via Azure and can be customised to work within your budget and required data retention policies.

In most scenarios, the data from the client devices are automatically synced to the server, updating everyone with the latest data. Where required, our ATP Watchtower Service can be installed on your network to allow ATP Clients to communicate between each other before syncing their data to the cloud. Options vary and we can customise our Watchtower service to your requirements.

### **On-Premises Deployment (traditional hardware & software requirements)**

Install the ATP Server components on your own hardware and take full control of the security. You'll need licenses for Windows Server and Windows SQL Server to deploy our software. We can assist during the installation phase and handover to you once complete. Any further software updates and support can be carried out remotely by our support staff under whatever security policies you'd like us to work with that are compatible with our support process for ATP Server.

For ATP Clients to connect to your server you'll need to ensure LAN and Wi-Fi connections are available where needed and if you want your data to be shared across locations, a typical WAN/VPN architecture should suffice to enable cross-site syncing.

Any data back-ups, failover and load balancing services are managed via your own IT policies and our range of ATP services shouldn't require any special protocols or policies to integrate with your existing architecture.

### **Hybrid Deployment (the best of cloud and on-prem configuration)**

Install ATP Server locally on your network and use our ATP Watchtower service to sync data between local and remote locations. This allows the ability to run ATP even if you lose your internet connectivity as ATP clients are still able to process real-time data via the local ATP Server. Should the ATP local Server go-offline, the ATP Clients can still work and capture data in off-line mode until the local server recovers and/or the Watchtower starts syncing between locations with a remedied internet connection. The priority order for how syncing can be resumed is controlled by the configuration settings in Watchtower.

### **Bespoke Software Development & Deployment (unique to you)**

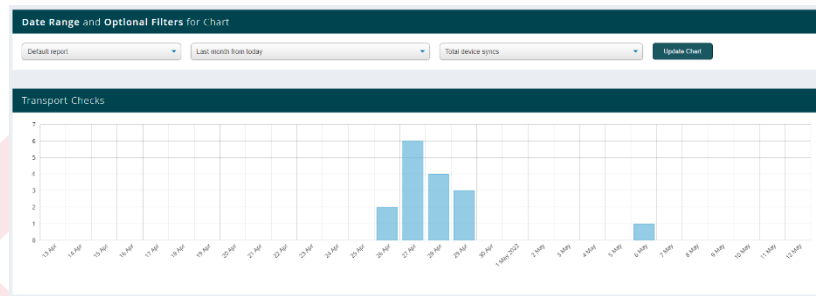
As ATP is a Framework service, we can reconfigure all our services to work in a bespoke configuration just for you. It requires a fully dedicated team and collaboration between both parties. We can create new services or connect existing ones with API bridges. As we're a software development house, this gives us the flexibility to customise services more easily than other providers.

### **Contingency Planning & Backup**

Where you already have services in place that are working from a local network combined with Windows clients, ATP can be configured in a Cold, Warm or Hot state to act as contingency in case your local network devices going off-line due to malware or ransomware. Deploy Android ATP Clients to your employees and carry on with your processes, in limited fashion or fully, until your local services are resumed. Any data captured can be fed back into your original system via an API data pull. Due to the varied nature of these options and the vast array of configurations available, please contact us for more information.

With our web-based reporting system, all the data you capture with ATP can be analysed within our bespoke reporting system or export to other formats or services you choose.

ATP Reports are as custom as the templates used for capturing your data. Our report framework allows us to customise them to get best of the data to you as efficiently as possible.



### Drilldown Column Charts

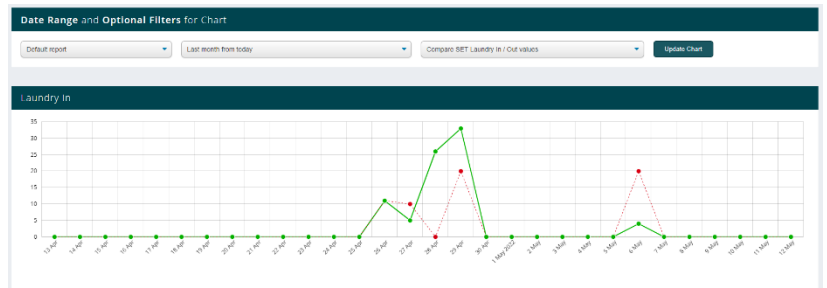
Set your date range and drilldown to days and hours by clicking through each column.

Change the x-axis to groups and assets and drilldown via your virtual asset groups instead to find individual asset data.

### Overlay Datasets

See more than one set of data in the same chart to help visualise differences quickly and easily.

Compare how assets or groups perform in the same date range or review performance of tasks based on different asset types.

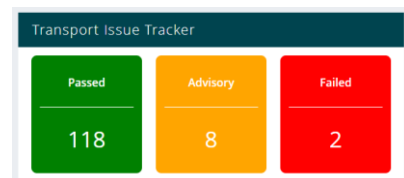


Date	Page	Section	Step	Value
06/05/2022 10:04:36	Scan In New Stock	Capture Assets	Scan the UD codes of the assets being added to this inventory by tapping 'Add Asset'. When done, tap the 'Complete' button to end this scanning/loading session.	1 assets, (0110603295010364
06/05/2022 10:04:55	Scan In New Stock	Scan Asset	Quantity	2
06/05/2022 10:04:31	Scan In New Stock	Scan Asset	UDI Data	(0110603295010364, 1000300002010364, Single use item, the field name: PIRNACIL GAMP STOKS QUCVU1 Q2TH04P22C2, INC, PIRNACIL GAMP STOKS ATP&LL&L&R SHEL, SECTOR GERM-00, 217153, 004
06/05/2022 10:04:31	Scan In New Stock	Scan Asset	Scan asset barcode - single split barcodes, Customisers or QR codes.	(0110603295010364)
06/05/2022 10:04:29	Scan In New Stock	Scan Asset	Scan the trolley UDI.	(0110603295010364
06/05/2022 10:04:26	Stock Asset Management	Choose a Stock Process	What task do you want to do?	1 assets, (0110603295010364)
06/05/2022 09:46:15	Scan In New Stock	Capture Assets	Scan the UD codes of the assets being added to this inventory by tapping 'Add Asset'. When done, tap the 'Complete' button to end this scanning/loading session.	1 assets, (0110603295010364)
06/05/2022 09:46:12	Scan In New Stock	Scan Asset	Quantity	2
06/05/2022 09:46:07	Scan In New Stock	Scan Asset	UDI Data	(0110603295010364, 1000300002010364, Single use item, verified Asset: PIRNACIL GAMP STOKS QUCVU1 Q2TH04P22C2, INC, PIRNACIL GAMP STOKS ATP&LL&L&R SHEL, SECTOR GERM-00, 217153, 004
06/05/2022 09:46:06	Scan In New Stock	Scan Asset	Scan asset barcode - single split barcodes, Customisers or QR codes.	(0110603295010364
06/05/2022 09:46:04	Scan In New Stock	Scan Asset	Scan the trolley UDI.	(0110603295010364
06/05/2022 09:46:00	Stock Asset Management	Choose a Stock Process	What task do you want to do?	

### View Raw Data as It Happens

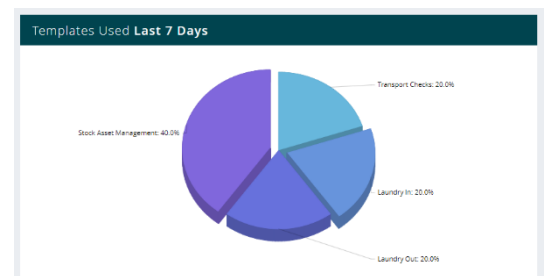
Use a variety of data-grids to view data as it sync's to ATP Server.

Export it to Excel, PowerBI or any other package to further analyse your data.

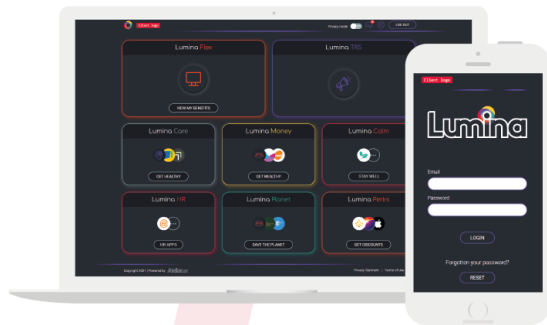


### Customise Data Views

Use our pre-build data views to easily add different views on your data with interactive pie charts, RAG alerts, KPI charts, overseer views and much more. We can even create new data views just for you!



**Our expertise in non-asset management systems covers a wide range of industries. Our wealth of experience carries between projects, strengthening our products and services for every client and customer.**



### Amba – Lumina Dashboard

[www.lumina-uk.com](http://www.lumina-uk.com)

Cross-platform HR and employee benefits application. Using SAML 2.0 SSO authentication. Servicing over 3000 employees daily.

### Corlife – Mood Profiler

[www.corlife.com](http://www.corlife.com)

Track and review your employee's mood profiles over short or long periods of time. Predict and resolve issues before they become problems by reviewing the mood of your employees by department using a wide range of reporting tools. Deployed world-wide to 1000s of employees



## Let us help you create your next



### Project management...

either independently through us or as a collaborative effort with your existing delivery team opens a clear pathway for the completion of your project, with collaborative decisions made to match the realities of your project schedule and real-world timings, hitting commercial deadlines in phased releases, with post release review and planning sessions.



### Collaboration...

with your existing IT team allows us to run projects in parallel with your existing work-flows, freeing up your in-house team to concentrate on what's important to your core business while allowing your sales and marketing teams to pursue other projects.

